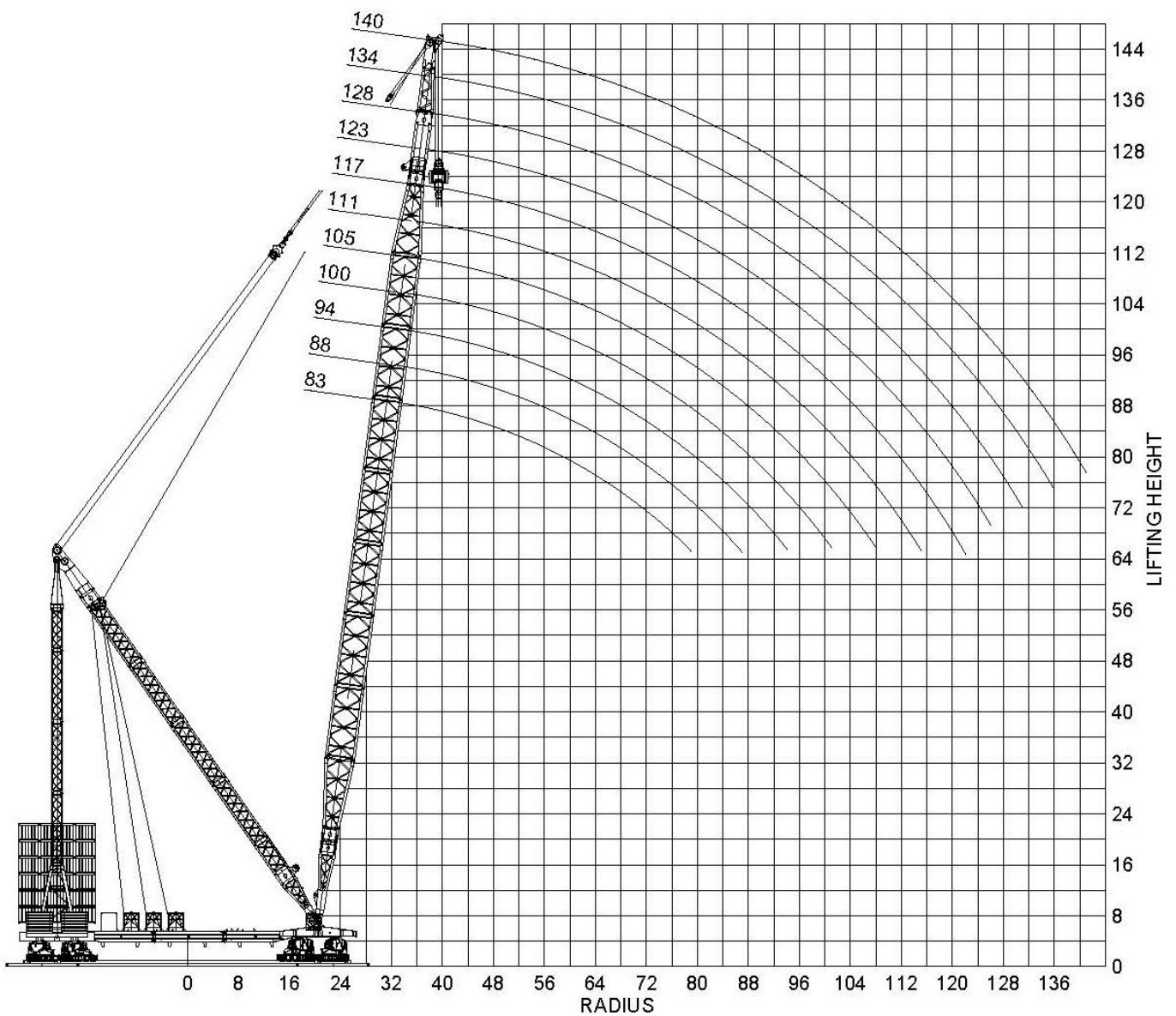


Dimensions are in millimetres. The content in this document is mentioned for reference use only. Values may differ from current data. All chart lines are combined jib angles. For detailed information please contact Mammoet.



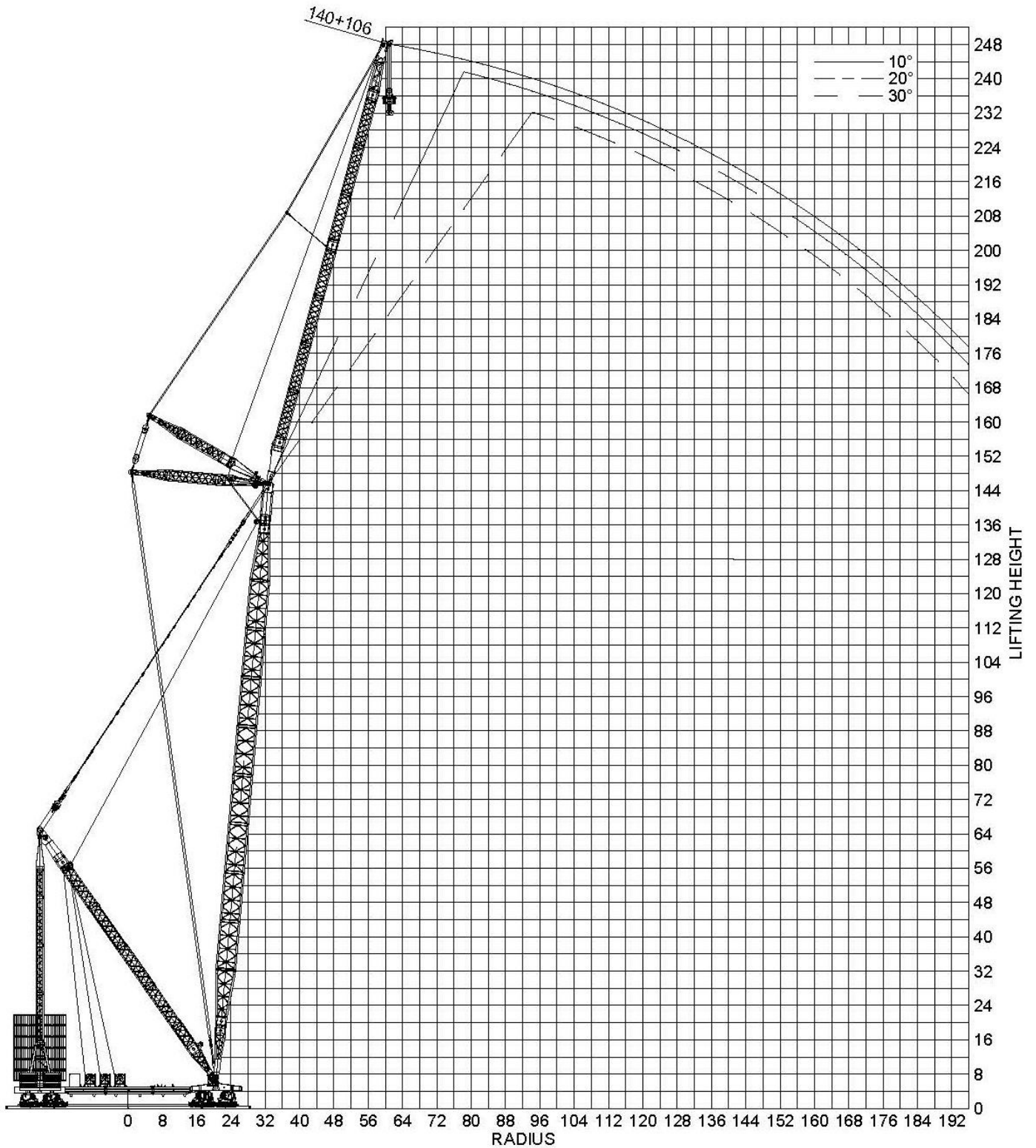
Dimensions are in millimetres. The content in this document is mentioned for reference use only. Values may differ from current data. All chart lines are combined jib angles. For detailed information please contact Mammoet.

Main boom

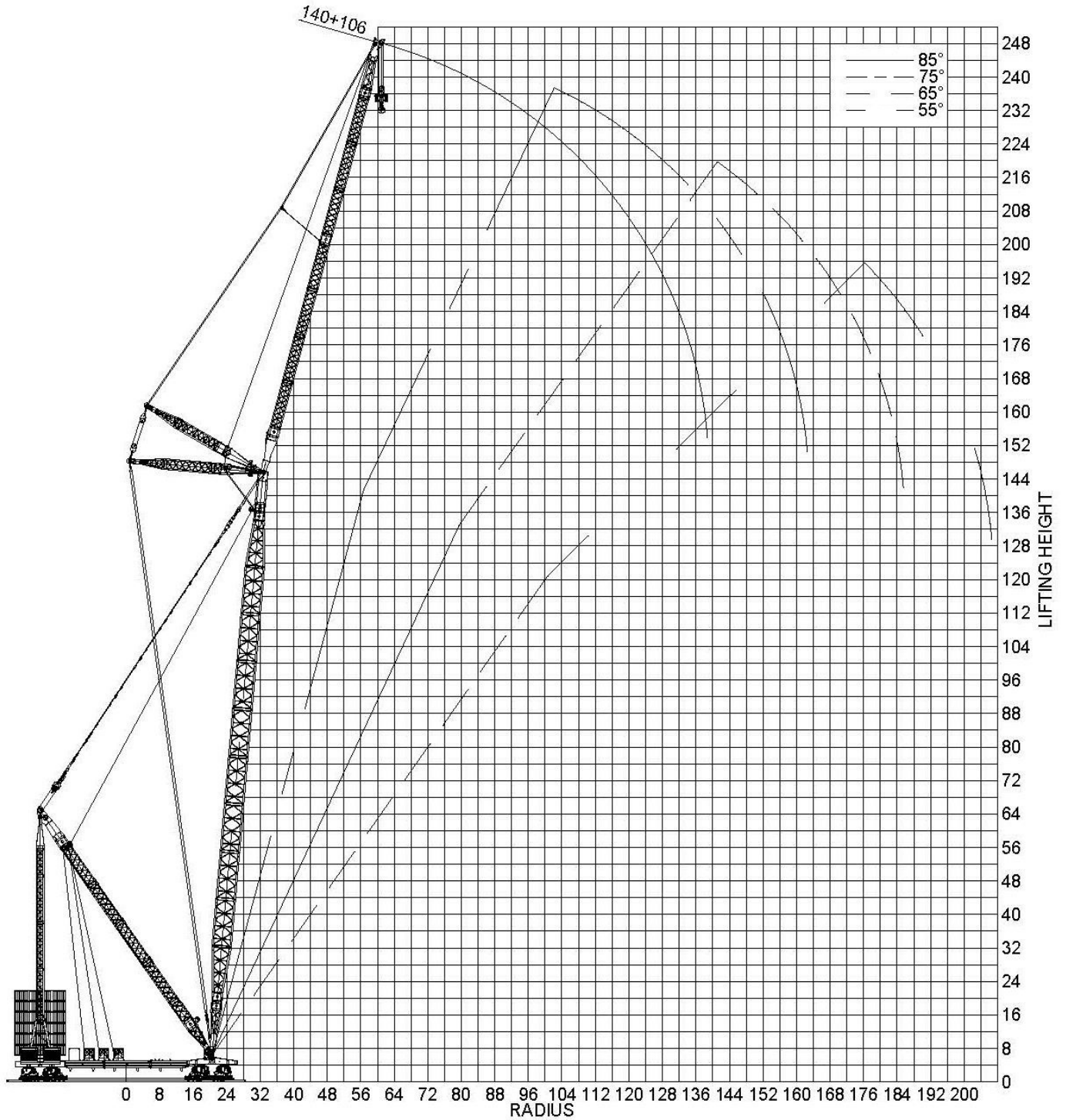
- Ring diameter: 39.4 + 49.5
- Boom head: 2x
- Ballast: 4000 t

Boom length (m)	Radius																																
	32	34	38	42	46	50	54	58	62	66	70	74	78	82	86	90	94	98	102	106	110	114	118	122	132	141							
83	3200	3200	3200	3200	3200	3200	3200	3200	3171	2799	2482	2210	1972																				
88		3200	3200	3200	3200	3200	3200	3200	3137	2908	2589	2316	2079	1868	1679																		
94			3200	3200	3200	3200	3200	3200	3102	2962	2667	2395	2158	1949	1763	1587	1438																
100				3200	3200	3200	3200	3200	3069	2931	2728	2458	2224	2017	1834	1668	1516	1376															
105					3200	3200	3200	3200	3186	3038	2902	2771	2505	2274	2070	1889	1726	1578	1442	1312	1195												
111						3200	3200	3200	3108	3004	2870	2746	2534	2306	2106	1929	1769	1624	1491	1368	1253	1143	1037										
117							3200	3200	3101	2932	2814	2754	2601	2458	2324	2130	1956	1800	1658	1528	1409	1298	1192	1091	994	894							
123								3200	3200	3118	2940	2778	2618	2578	2433	2298	2172	2036	1889	1752	1621	1498	1382	1271	1165	1063	965	870					
128									3200	3200	3146	2941	2758	2593	2442	2370	2257	2131	2012	1901	1767	1641	1523	1411	1304	1202	1106	1014	925	839			
134										3142	2939	2739	2560	2399	2253	2118	2082	1960	1847	1741	1642	1545	1435	1331	1232	1137	1047	961	879	800	612		
140											2938	2721	2531	2361	2208	2070	1942	1881	1789	1682	1582	1488	1399	1315	1235	1159	1074	990	910	834	760	586	442

Dimensions are in millimetres. The content in this document is mentioned for reference use only. Values may differ from current data. All chart lines are combined jib angles. For detailed information please contact Mammoet.



Dimensions are in millimetres. The content in this document is mentioned for reference use only. Values may differ from current data. All chart lines are combined jib angles. For detailed information please contact Mammoet.



Dimensions are in millimetres. The content in this document is mentioned for reference use only. Values may differ from current data. All chart lines are combined jib angles. For detailed information please contact Mammoet.

